

College & Career: Every Student Graduates Ready for College and Careers

Goal 4 - Keystone Proficiency

School Code | 5660 School Name | The LINC

Goal 4: The percentage of students who are proficient on all three state high school assessments (Algebra, Literature, and Biology) by the end of their 11th grade year will grow from 26.1% in August 2019 to 52.0% by August 2026.

% of 11th Graders Proficient on Algebra, Biology, & Literature Keystones

All Students, 39 students

Score: 7.7 %



2021-2022 Target: 31.7 %

-24.0 pts from target

2025-2026 Goal: 52.0 %

-44.3 pts from target

NOT MEETING

no data prior year



- Meeting Target
- Not Meeting Target

American Indian / Alaskan Native

Insufficient Sample

Asian

Insufficient Sample

Black / African American

Insufficient Sample

Hispanic / Latino, 21 students

Score: 14.3 %

-17.4 pts from target

NOT MEETING

no data prior year



Multi Racial / Other

Insufficient Sample

Native Hawaiian / Pacific Islander

Insufficient Sample

White

Insufficient Sample

English Learners

Insufficient Sample

Students with IEPs

Insufficient Sample

Economically Disadvantaged, 32 students

Score: 9.4 %

-22.3 pts from target

NOT MEETING

no data prior year



College & Career: Every Student Graduates Ready for College and Careers

Goal 5 - Career and Technical Education

Graduation and College Readiness

School Code | 5660 School Name | The LINC

Goal 5: The percentage of Career and Technical Education (CTE) students who pass an industry standards-based competency assessment by the end of their 12th grade year will grow from 54.5% in August 2019 to 80.0% in August 2026.

% of 12th Grade CTE Students Meeting Industry Standards

All Students

Insufficient Sample

AP, IB, or Dual Enrollment Course Metrics

0.0 %

% of Students Meeting Standard on AP Exam, on IB Exam, or in Dual Enrollment Course by End of 12th Grade

0.0 %

% of Students Participating in but Not Meeting Standard on AP Exam, IB Exam, or Dual Enrollment Course by the End of 12th Grade

100.0 %

% of Students Not Participating in AP Exam, IB Exam, or Dual Enrollment Course by the End of 12th Grade

Other Key Metrics

76.6 %

Ninth-Grade On-Track Rate

17.9 %

First-Fall Matriculation

38.7 %

% of Students Completing the FAFSA by End of 12th Grade

- Meeting Target
- Not Meeting Target

College & Career: Every Student Graduates Ready for College and Careers

Graduation and College Readiness

School Code | 5660 School Name | The LINC

Four-Year Cohort Graduation Rate

All Students, 31 students

Score: 80.7 %



2021-2022 Target: 87.7 %
-7.0 pts from target

2025-2026 Goal: 90.0 %
-9.3 pts from target

NOT MEETING

no data prior year

- Meeting Target
- Not Meeting Target

American Indian / Alaskan Native

Insufficient Sample

Asian

Insufficient Sample

Black / African American

Insufficient Sample

Hispanic / Latino, 22 students

Score: 81.8 %
-5.9 pts from target

NOT MEETING

no data prior year

Multi Racial / Other

Insufficient Sample

Native Hawaiian / Pacific Islander

Insufficient Sample

White

Insufficient Sample

English Learners

Insufficient Sample

Students with IEPs

Insufficient Sample

Economically Disadvantaged, 23 students

Score: 82.6 %
-5.1 pts from target

NOT MEETING

no data prior year

College & Career: Every Student Graduates Ready for College and Careers

Graduation and College Readiness

School Code | 5660 School Name | The LINC

Four-Year Cohort Drop-Out Rate

All Students

4 out of 31 students

Score: 12.9%

American Indian / Alaskan Native

Insufficient Sample

Asian

Insufficient Sample

Black / African American

Insufficient Sample

Hispanic / Latino

2 out of 22 students

Score: 9.1%

Multi Racial / Other

Insufficient Sample

Native Hawaiian / Pacific Islander

Insufficient Sample

White

Insufficient Sample

English Learners

Insufficient Sample

Students with IEPs

Insufficient Sample

Economically Disadvantaged

2 out of 23 students

Score: 8.7%

Four-Year Cohort Continuation Rate

All Students

2 out of 31 students

Score: 6.5%

American Indian / Alaskan Native

Insufficient Sample

Asian

Insufficient Sample

Black / African American

Insufficient Sample

Hispanic / Latino

2 out of 22 students

Score: 9.1%

Multi Racial / Other

Insufficient Sample

Native Hawaiian / Pacific Islander

Insufficient Sample

White

Insufficient Sample

English Learners

Insufficient Sample

Students with IEPs

Insufficient Sample

Economically Disadvantaged

2 out of 23 students

Score: 8.7%

Climate, Culture & Opportunity

Guardrail 1 - Welcoming and Supportive Schools

School Code | 5660 School Name | The LINC

Guardrail 1: Every school will be a safe, welcoming and healthy place where our students, staff and community want to be and learn each day. This means that our schools will be: 1) environmentally safe and clean; and 2) spaces with inclusive climates that provide students with access to robust social, emotional, and mental health supports.

School Climate Score

Score: 6.5



2021-2022 Target: 7.0
-0.5 pts from target

2025-2026 Goal: 7.0
-0.5 pts from target

NOT MEETING

no data prior year



School Climate Survey

6.5/10
Student Rating

8.7/10
Parent Rating

5.8/10
Teacher Rating

School Instruction Score

Score: 6.9



2021-2022 Target: 8.0
-1.1 pts from target

2025-2026 Goal: 8.0
-1.1 pts from target

NOT MEETING

no data prior year



School Instruction Survey

6.9/10
Student Rating

7.3/10
Parent Rating

6.4/10
Teacher Rating

- Meeting Target
- Not Meeting Target



Yes



School Has at Least 2 Behavioral/Mental Health Support FTEs per 500 Students

Climate, Culture & Opportunity

Guardrail 1 - Welcoming and Supportive Schools

School Code | 5660 School Name | The LINC

Guardrail 1: Every school will be a safe, welcoming and healthy place where our students, staff and community want to be and learn each day. This means that our schools will be: 1) environmentally safe and clean; and 2) spaces with inclusive climates that provide students with access to robust social, emotional, and mental health supports.

% of Students Attending at Least 95% of Instructional Days	% of Students Attending	
<p>All Students: 271 Students</p> <p style="text-align: center;">Score: 31.7 %</p>  <p>2021-2022 Target: 52.9 % -21.2 pts from target</p> <p>2025-2026 Goal: 60.0 % -28.3 pts from target</p> <p>NOT MEETING no data prior year</p>	<p>Greater Than 95% of Instructional Days 31.7 %</p>	<p>90-95% of Instructional Days 17.3 %</p>
<p>All Students: 271 Students</p> <p style="text-align: center;">Score: 49.1 %</p>  <p>2021-2022 Target: 82.3 % -33.2 pts from target</p> <p>2025-2026 Goal: 94.0 % -44.9 pts from target</p> <p>NOT MEETING no data prior year</p>	<p style="text-align: center;">Additional Metrics</p> <div style="display: flex; justify-content: space-around;"> <div data-bbox="1155 974 1428 1153"> <p style="text-align: center;">55.0%</p> <p style="text-align: center;"><i>% of Teachers Attending at Least 95% of Work Days (Cumulative)</i></p> </div> <div data-bbox="1638 974 1932 1088"> <p style="text-align: center;">80.0%</p> <p style="text-align: center;"><i>Teacher Annual Retention</i></p> </div> </div> <div style="display: flex; justify-content: space-around; margin-top: 20px;"> <div data-bbox="1155 1185 1428 1331"> <p style="text-align: center;">91.7%</p> <p style="text-align: center;"><i>% of Teachers Receiving a Proficient MMS Rating</i></p> </div> <div data-bbox="1638 1185 1932 1331"> <p style="text-align: center;">8.3%</p> <p style="text-align: center;"><i>% of Teachers Receiving a Distinguished MMS Rating</i></p> </div> </div>	

- Meeting Target
- Not Meeting Target

Climate, Culture & Opportunity

Guardrail 2 - Enriching and Well-rounded School Experiences

Guardrail 3 - Partnering with Parents / Family Members

School Code | 5660 School Name | The LINC

Guardrail 2: Every student will have a well-rounded education with co-curricular opportunities, including arts and athletics, integrated into the school experience.

Guardrail 3: Every parent and guardian will be welcomed and encouraged to be partners in their child's school community.

% of Students Participating in Co-Curricular / Athletics Activities

% of Students
Participating in Co-
Curricular / Athletics
Activities

Data Unavailable

School Relationship Score

Score: 7.6



2021-2022 Target: 8.0

-0.4 pts from target

NOT MEETING

no data prior year



Additional Metrics



Yes

School Has a SAC/Parent Advisory Group



Yes

School Has a SAC/Parent Advisory Group That Meets Regularly



4

Number of SAC/Parent Advisory Group Meetings

- Meeting Target
- Not Meeting Target

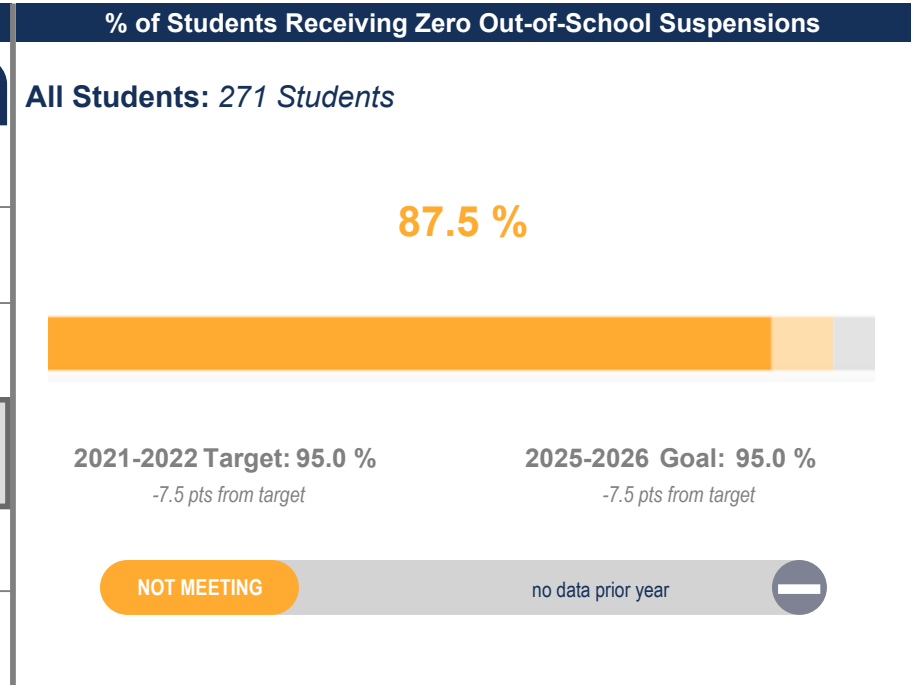
Climate, Culture & Opportunity

Guardrail 4 - Addressing Racist Practices

School Code | 5660 School Name | The LINC

Guardrail 4: Our students' potential will not be limited by practices that perpetuate systemic racism and hinder student achievement.

Suspension Disproportionality		
	% of Enrollment (Total Enrollment)	% of Suspensions Given to Each Subgroup
All Students	(229)	
American Indian / Alaskan Native	0.4 % (1)	0.0 %
Asian	0.9 % (2)	0.0 %
Black / African American	41.5 % (95)	66.7 %
Hispanic / Latino	51.5 % (118)	26.7 %
Multi Racial / Other	2.6 % (6)	6.7 %
Native Hawaiian / Pacific Islander	0.0 % (0)	0.0 %
White	3.1 % (7)	0.0 %
English Learners	17.9 % (41)	6.7 %
Students with IEPs	12.2 % (28)	21.7 %
Economically Disadvantaged	84.7 % (194)	83.3 %



Disproportionality in AP, IB, and Dual Enrollment Courses

All Students	Black / African American	Hispanic / Latino
0.0 %	0.0 %	0.0 %

- Meeting Target
- Not Meeting Target